Castel Terugslagkleppen

Sinds 1990 is Euro-Cold gevestigd aan de Augsburgstraat 29 te Rotterdam Noord-West. Vanuit dit industrieterrein naast de rijksweg A13 leveren wij als groothandel materialen ten bate van de koeltechniek aan onze afnemers in binnen- en buitenland. Als officieel dealer van diverse merken kunnen wij u 'op maat' bedienen met de door u gewenste artikelen.

Kijk voor meer informatie op www.eurocold.nl of bel ons op 010 - 23 80 540

Gerenommeerde merken

Ruime voorraad

Specialisatie

Zakelijke partner

Euro-Cold BV | Augsburgstraat 29 | 3047AA Rotterdam | 010-2380540 | info@eurocold.nl

VALVOLE DI RITEGNO
CHECK VALVES
CLAPETS ANTI-RETOUR
RÜCKSCHLAGVENTILE

IN LINEA CON ATTACCHI SAE FLARE / STRAIGHT WITH SAE FLARE CONNECTIONS / CONNEXIONS DROITES SAE FLARE / DURCHFLUSS VERBINDUNG SAE BÖRDE

Disegno / Drawing / Dessin / Zeichnung	N° catalogo / Part number / N° catalogue / Katalog Nr.	Attacchi / Connections / Raccords / Anschlüsse: SAE Flare	ODS Ø [in.]	ODS Ø [mm]	ODM Ø [in.]	ODM Ø [mm]	Kv [m³/h]	Pressione differenziale / Differential pressure / Pression différentielle / Differenzial Druck (1) [bar]	PS [bar]	TS [°C] min	TS [°C] max	Confezione n° pz / Package pcs / Emballage / Verpackung
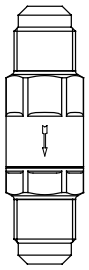	3112/2	1/4"	-	-	-	-	0,5	0,1	45	-35	+105	90
	3112/3	3/8"					1,5					90
	3112/4	1/2"					1,8					90
	3112/5	5/8"					3,3					90
	3112/6	3/4"					5					34

IN LINEA CON ATTACCHI ODS D'OTTONE / STRAIGHT WITH BRASS ODS CONNECTIONS / CONNEXIONS DROITES ODS LAITON / DURCHFLUSS VERBINDUNG ODS MESSING

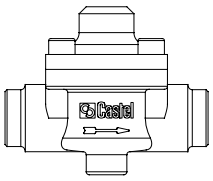	3122/M22	-	-	22	-	28	6,6	0,1	45	-35	+150	14
	3122/7		7/8"	-	1.1/8"	-	6,6					14
	3122/M28		-	28	1.3/8"	35	8,8					14
	3122/9		1.1/8"	-	1.3/8"	35	8,8					14
	3122/11		1.3/8"	35	1.5/8"	-	15,2					14
	3122/13		1.5/8"	-	2"	-	25					1
	3122/M42		-	42	2"	-	25					1
	3122/17		2.1/8"	54	-	-	40					1

IN LINEA CON ATTACCHI ODS DI RAME / STRAIGHT WITH COPPER ODS CONNECTIONS / CONNEXIONS DROITES ODS CUIVRE / DURCHFLUSS VERBINDUNG ODS KUPFER

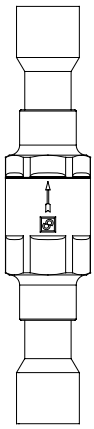	3132/2	-	1/4"	-	-	-	0,5	0,1	45	-35	+105	90
	3132/3		3/8"	-			1,5					45
	3132/M10		-	10			1,5					45
	3132/M12		-	12			1,8					34
	3132/4		1/2"	-			1,8					34
	3132/5		5/8"	16			3,3					42
	3132/M18		-	18			5					42
	3132/6		3/4"	-			5					42
	3132/7		7/8"	22			5					42
	3133/2		1/4"	-			0,5	0,3				90
	3133/3		3/8"	-			1,5					45
	3133/M10		-	10			1,5					45
	3133/M12		-	12			1,8					34
	3133/4		1/2"	-			1,8					34
	3133/5		5/8"	16			3,3					42
	3133/M18		-	18			5					42
	3133/6		3/4"	-			5					42
	3133/7		7/8"	22			5					42

(1) Minima pressione a cui la valvola è completamente aperta
(1) Minimum pressure at which the valve is completely open
(1) Pression minimale à laquelle la vanne est entièrement ouverte
(1) Mindestdruck, bei dem das Ventil vollständig offen ist

Euro-Cold BV | +31 (0)10 2380540 | www.eurocold.nl | info@eurocold.nl

VALVOLE DI RITEGNO
CHECK VALVES
CLAPETS ANTI-RETOUR
RÜCKSCHLAGVENTILE

Disegno Drawing Dessin Zeichnung	N° catalogo Part number N° catalogue Katalog Nr.	Attacchi Connections Raccords Anschlüsse					Kv [m³/h]	Pressione differenziale Differential pressure Pression différentielle Differenzial Druck (1) [bar]	PS [bar]	TS [°C]		Confezione n° pz Package pcs Emballage Verpackung
		SAE Flare	ODS		ODM							
			Ø [in.]	Ø [mm]	Ø [in.]	Ø [mm]				min	max	

IN LINEA CON ATTACCHI ODS DI RAME / STRAIGHT WITH COPPER ODS CONNECTIONS / CONNEXIONS DROITES ODS CUIVRE / DURCHFLUSS VERBINDUNG ODS KUPFER

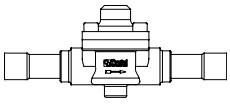	3142/7	-	7/8"	22	-	-	6,6	0,1	45	-35	+150	15
	3142/M28		-	28			8,8					15
	3142/9		1.1/8"	-			8,8					15
	3142/11		1.3/8"	35			15,2					10
	3142/13		1.5/8"	-			25					1
	3142/M42		-	42			25					1
	3142/17		2.1/8"	54			40					1
	3142/21		2.5/8"	-			40					1
	3142/25		3.1/8"	-			40					1

A SQUADRA CON ATTACCHI ODS DI RAME / RIGHT ANGLE WITH COPPER ODS CONNECTIONS / ANGLE DROIT AVEC CONNEXION CUIVRE ODS / WINKELANSCHLUSS MIT LÖTANSCHLUSS IN KUPFERAUSFÜHRUNG

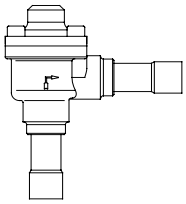	3182/7 (2)	-	7/8"	22	-	-	8,5	0,1	45	-35	+150	10
	3182/M28 (2)		-	28			9,5					10
	3182/9 (2)		1.1/8"	-			9,5					10
	3182/11 (2)		1.3/8"	35			19					1
	3182/13		1.5/8"	-			37					1
	3182/M42		-	42			37					1
	3182/17		2.1/8"	54			45,4					1

(1) Minima pressione a cui la valvola è completamente aperta
(1) Minimum pressure at which the valve is completely open
(1) Pression minimale à laquelle la vanne est entièrement ouverte
(1) Mindestdruck, bei dem das Ventil vollständig offen ist

(2) Prodotto in esaurimento scorte
(2) Product running out of stock
(2) Produit en rupture de stock
(2) Produkt bis zum Ende der Vorräte erhältlich

Euro-Cold BV | +31 (0)10 2380540 | www.eurocold.nl | info@eurocold.nl

VALVOLE DI RITEGNO
CHECK VALVES
CLAPETS ANTI-RETOUR
RÜCKSCHLAGVENTILE

NEW 2016

Disegno Drawing Dessin Zeichnung	N° catalogo Part number N° catalogue Katalog Nr.	Attacchi Connections Raccords Anschlüsse					Kv [m³/h]	Pressione differenziale Differential pressure Pression différentielle Differenzial Druck (1) [bar]	PS [bar]	TS [°C]		Confezione n° pz Package pcs Emballage Verpackung
		SAE Flare	ODS		ODM							
			Ø [in.]	Ø [mm]	Ø [in.]	Ø [mm]				min	max	
IN LINEA CON ATTACCHI SAE FLARE / STRAIGHT WITH SAE FLARE CONNECTIONS / CONNEXIONS DROITES SAE FLARE / DURCHFLUSS VERBINDUNG SAE BÖRDE												
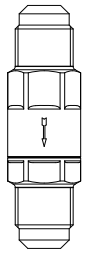	3112N/2 (2)	1/4"	-	-	-	-	0,5	0,1	45	-40	+150	20
	3112N/3 (2)	3/8"					1,5					20
	3112N/4 (2)	1/2"					1,8					20
	3112N/5 (2)	5/8"					3,3					20
	3112N/6 (2)	3/4"					5					16
IN LINEA CON ATTACCHI ODS D'OTTONE / STRAIGHT WITH BRASS ODS CONNECTIONS / CONNEXIONS DROITES ODS LAITON / DURCHFLUSS VERBINDUNG ODS MESSING												
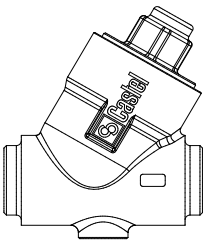	3124N/M22 (2)	-	-	22	-	28	8,1	0,04	45	-40	+150	14
	3124N/7 (2)		7/8"	-	1.1/8"	-	8,1					14
	3124N/M28 (2)		-	28	1.3/8"	35	10,4					14
	3124N/9 (2)		1.1/8"	-	1.3/8"	35	10,4					14
	3124N/11 (2)		1.3/8"	35	1.5/8"	-	15,6					14
	3125N/M22 (2)	-	-	22	-	28	8,1	0,3	45	-40	+150	14
	3125N/7 (2)		7/8"	-	1.1/8"	-	8,1					14
	3125N/M28 (2)		-	28	1.3/8"	35	10,4					14
	3125N/9 (2)		1.1/8"	-	1.3/8"	35	10,4					14
	3125N/11 (2)		1.3/8"	35	1.5/8"	-	15,6					14
IN LINEA CON ATTACCHI ODS DI RAME / STRAIGHT WITH COPPER ODS CONNECTIONS / CONNEXIONS DROITES ODS CUIVRE / DURCHFLUSS VERBINDUNG ODS KUPFER												
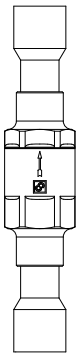	3132N/2 (2)	-	1/4"	-	-	-	0,5	0,1	45	-40	+150	25
	3132N/3 (2)		3/8"	-			1,5					25
	3132N/M10 (2)		-	10			1,5					25
	3132N/M12 (2)		-	12			1,8					16
	3132N/4 (2)		1/2"	-			1,8					16
	3132N/5 (2)		5/8"	16			3,3					16
	3132N/M18 (2)		-	18			5					21
	3132N/6 (2)		3/4"	-			5					21
	3132N/7(2)		7/8"	22			5					21
	3133N/2 (2)	-	1/4"	-	-	-	0,5	0,3	45	-40	+150	25
	3133N/3 (2)		3/8"	-			1,5					25
	3133N/M10 (2)		-	10			1,5					25
	3133N/M12 (2)		-	12			1,8					16
	3133N/4 (2)		1/2"	-			1,8					16
	3133N/5 (2)		5/8"	16			3,3					16
	3133N/M18 (2)		-	18			5					21
	3133N/6 (2)		3/4"	-			5					21
	3133N/7(2)		7/8"	22			5					21

(1) Minima pressione a cui la valvola è completamente aperta
(1) Minimum pressure at which the valve is completely open
(1) Pression minimale à laquelle la vanne est entièrement ouverte
(1) Mindestdruck, bei dem das Ventil vollständig offen ist

(2) Non impiegare con R22 , oli minerali e alchilbezenici
(2) No use with R22 , mineral and alchylbezene oils
(2) Incompatible avec R22 , Huiles minérales alkylbenzènes
(2) Nicht mit R22 verwendbar , Mineralölen und Alkylbenzol

Euro-Cold BV | +31 (0)10 2380540 | www.eurocold.nl | info@eurocold.nl

VALVOLE DI RITEGNO
CHECK VALVES
CLAPETS ANTI-RETOUR
RÜCKSCHLAGVENTILE

NEW 2016

Disegno Drawing Dessin Zeichnung	N° catalogo Part number N° catalogue Katalog Nr.	Attacchi Connections Raccords Anschlüsse					Kv [m³/h]	Pressione differenziale Differential pressure Pression différentielle Differenzial Druck (1) [bar]	PS [bar]	TS [°C]		Confezione n° pz Package pcs Emballage Verpackung
		SAE Flare	ODS		ODM							
			Ø [in.]	Ø [mm]	Ø [in.]	Ø [mm]				min	max	
IN LINEA CON ATTACCHI ODS DI RAME / STRAIGHT WITH COPPER ODS CONNECTIONS / CONNEXIONS DROITES ODS CUIVRE / DURCHFLUSS VERBINDUNG ODS KUPFER												
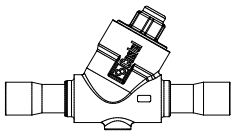	3144N/7 (2)	-	7/8"	22	-	-	8,1	0,04	45	-40	+150	15
	3144N/M28 (2)		-	28			10,4					14
	3144N/9 (2)		1.1/8"	-			10,4					14
	3144N/11 (2)		1.3/8"	35			15,6					5
	3145N/7 (2)	-	7/8"	22	-	-	8,1	0,3	45	-40	+150	15
	3145N/M28 (2)		-	28			10,4					14
	3145N/9(2)		1.1/8"	-			10,4					14
	3145N/11 (2)		1.3/8"	35			15,6					5
A SQUADRA CON ATTACCHI ODS DI RAME / RIGHT ANGLE WITH COPPER ODS CONNECTIONS / ANGLE DROIT AVEC CONNEXION CUIVRE ODS / WINKELANSCHLUSS MIT LÖTANSCHLUSS IN KUPFERAUSFÜHRUNG												
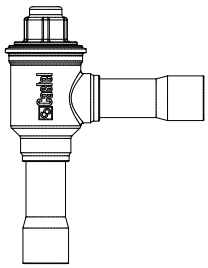	3184N/7 (2)	-	7/8"	22	-	-	9	0,04	45	-40	+150	14
	3184N/M28 (2)		-	28			19					1
	3184N/9 (2)		1.1/8"	-			19					1
	3184N/11 (2)		1.3/8"	35			29					1
	3185N/7 (2)	-	7/8"	22	-	-	9	0,3	45	-40	+150	14
	3185N/M28 (2)		-	28			19					1
	3185N/9 (2)		1.1/8"	-			19					1
	3185N/11 (2)		1.3/8"	35			29					1

(1) Minima pressione a cui la valvola è completamente aperta
(1) Minimum pressure at which the valve is completely open
(1) Pression minimale à laquelle la vanne est entièrement ouverte
(1) Mindestdruck, bei dem das Ventil vollständig offen ist

(2) Non impiegare con R22 , oli minerali e alchilbezenici
(2) No use with R22 , mineral and alchylbezene oils
(2) Incompatible avec R22 , Huiles minérales alkylbenzènes
(2) Nicht mit R22 verwendbar , Mineralölen und Alkylbenzol

Euro-Cold BV | +31 (0)10 2380540 | www.eurocold.nl | info@eurocold.nl

VALVOLE DI RITEGNO
CHECK VALVES
CLAPETS ANTI-RETOUR
RÜCKSCHLAGVENTILE

NEW 2016

Disegno Drawing Dessin Zeichnung	N° catalogo Part number N° catalogue Katalog Nr.	Attacchi Connections Raccords Anschlüsse		Kv [m³/h]	Pressione differenziale Differential pressure Pression différentielle Differenzial Druck (1) [bar]	PS [bar]	TS [°C]		Confezione n° pz Package pcs Emballage Verpackung
		ODS							
		Ø [in.]	Ø [mm]				min	max	
IN LINEA CON ATTACCHI ODS DI RAME / STRAIGHT WITH COPPER ODS CONNECTIONS / CONNEXIONS DROITES ODS CUIVRE / DURCHFLUSS VERBINDUNG ODS KUPFER									
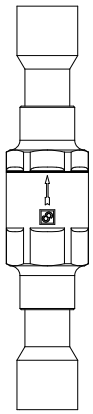	3132N/2	1/4"	-	0,5	0,1	45	-40	+150	25
	3132N/3	3/8"	-	1,5					25
	3132N/M10	-	10	1,5					25
	3132N/M12	-	12	1,8					16
	3132N/4	1/2"	-	1,8					16
	3132N/5	5/8"	16	3,3					16
	3132N/M18	-	18	5					21
	3132N/6	3/4"	-	5					21
	3132N/7	7/8"	22	5					21
	3133N/2	1/4"	-	0,5	0,3	45	-40	+150	25
	3133N/3	3/8"	-	1,5					25
	3133N/M10	-	10	1,5					25
	3133N/M12	-	12	1,8					16
	3133N/4	1/2"	-	1,8					16
	3133N/5	5/8"	16	3,3					16
	3133N/M18	-	18	5					21
	3133N/6	3/4"	-	5					21
	3133N/7	7/8"	22	5					21
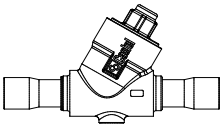	3144N/7	7/8"	22	8,1	0,04	45	-40	+150	15
	3144N/M28	-	28	10,4					14
	3144N/9	1.1/8"	-	10,4					14
	3145N/7	7/8"	22	8,1	0,3	45	-40	+150	15
	3145N/M28	-	28	10,4					14
	3145N/9	1.1/8"	-	10,4					14
A SQUADRA CON ATTACCHI ODS DI RAME / RIGHT ANGLE WITH COPPER ODS CONNECTIONS / ANGLE DROIT AVEC CONNEXION CUIVRE ODS / WINKELANSCHLUSS MIT LÖTANSCHLUSS IN KUPFERAUSFÜHRUNG									
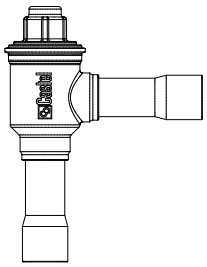	3184N/7	7/8"	22	9	0,04	45	-40	+150	14
	3184N/M28	-	28	19					1
	3184N/9	1.1/8"	-	19					1
	3185N/7	7/8"	22	9	0,3	45	-40	+150	14
	3185N/M28	-	28	19					1
	3185N/9	1.1/8"	-	19					1

(1) Minima pressione a cui la valvola è completamente aperta
(1) Minimum pressure at which the valve is completely open
(1) Pression minimale à laquelle la vanne est entièrement ouverte
(1) Mindestdruck, bei dem das Ventil vollständig offen ist

Valvole 3132V/.. in esaurimento scorte
Valves 3132V/.. running out of stock
Vannes 3132V/.. en épuisement du stock
Ventile 3132V/.. bis zum Ende der Vorräte erhältlich

HC

VALVOLE DI RITEGNO IN LINEA
STRAIGHT CHECK VALVES
CLAPETS ANTI-RETOUR DROITES
DURCHFLUSS RÜCKSCHLAGVENTILE

NEW 2016

Disegno Drawing Dessin Zeichnung	N° catalogo Part number N° catalogue Katalog Nr.	Attacchi Connections Raccords Anschlüsse			Pressione differenziale minima d'apertura Minimum Opening Pressure Differential Pression différentielle d'ouverture Minimum Minimaler Differentialdruck zum Öffnen [bar]	Kv [m³/h]	PS [bar]	TS [°C]		Confezione n° pz Package pcs Emballage Verpackung
		ODS		W						
		Ø [in.]	Ø [mm]	Ø [mm]				min	max	
CON ATTACCHI ODS DI RAME / WITH COPPER ODS CONNECTIONS / CONNEXIONS ODS CUIVRE / VERBINDUNG ODS KUPFER										
	3132E/2	1/4"	-	-	0,1	0,5	80	-40	+140	25
	3132E/3	3/8"	-	-		1,5				25
	3132E/M10	-	10	-		1,5				25
	3132E/M12	-	12	-		1,8				16
	3132E/4	1/2"	-	-		1,8				16
	3132E/5	5/8"	16	-		3,3				16
	3132E/M18	-	18	-		5				21
	3132E/6	3/4"	-	-		5				21
	3132E/7	7/8"	22	-		5				21
	3133E/2	1/4"	-	-	0,3	0,5	80	-40	+140	25
	3133E/3	3/8"	-	-		1,5				25
	3133E/M10	-	10	-		1,5				25
	3133E/M12	-	12	-		1,8				16
	3133E/4	1/2"	-	-		1,8				16
	3133E/5	5/8"	16	-		3,3				16
	3133E/M18	-	18	-		5				21
	3133E/6	3/4"	-	-		5				21
	3133E/7	7/8"	22	-		5				21
CON ATTACCHI ODS DI RAME RINFORZATO (K65) / WITH REINFORCED COPPER ODS CONNECTIONS (K65) / AVEC CONNEXION CUIVRE ODS RENFORCÉES (K65) / MIT LÖTANSCHLUSS IN KUPFERAUSFÜHRUNG (K65)										
	3137E/2 N	1/4"	-	-	0,3	0,5	120	-40	+140	25
	3137E/3 N	3/8"	-	-		1,5				25
	3137E/4 N	1/2"	-	-		1,8				16
	3137E/5 N	5/8"	16	-		3,3				16
CON ATTACCHI D'ACCIAIO INOSSIDABILE / WITH STAINLESS STEEL CONNECTIONS / AVEC CONNEXION EN ACIER INOXYDABLE / MIT ANSCHLÜSSEN AUS ROSTFREIEM STAHL										
	3138E/M10 N	-	-	10	0,3	1,5	140	-40	+140	25
	3138E/M12 N	-	-	12		1,8				16
	3138E/M16 N	-	-	16		3,3				16

(1): minima pressione a cui la valvola è completamente aperta
(1): minimum pressure at which the valve is completely open.
(1): pression minimum à laquelle le clapet est complètement ouvert
(1): minimaler Druck, bei dem das Ventil vollständig geöffnet ist

Euro-Cold BV | +31 (0)10 2380540 | www.eurocold.nl | info@eurocold.nl

VALVOLE DI RITEGNO IN LINEA
STRAIGHT CHECK VALVES
CLAPETS ANTI-RETOUR DROITES
DURCHFLUSS RÜCKSCHLAGVENTILE

NEW 2016

Disegno Drawing Dessin Zeichnung	N° catalogo Part number N° catalogue Katalog Nr.	Attacchi Connections Raccords Anschlüsse			Pressione differenziale minima d'apertura Minimum Opening Pressure Differential Pression différentielle d'ouverture Minimum Minimaler Differentialdruck zum Öffnen [bar]	Kv [m³/h]	PS [bar]	TS [°C]		Confezione n° pz Package pcs Emballage Verpackung
		ODS		W						
		Ø [in.]	Ø [mm]	Ø [mm]				min	max	
CON ATTACCHI ODS DI RAME / WITH COPPER ODS CONNECTIONS / CONNEXIONS ODS CUIVRE / VERBINDUNG ODS KUPFER										
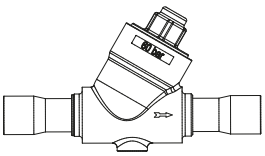	3145EL/7	7/8"	22	-	0,3	8,1	60	-40	+140	15
	3145EL/M28	-	28			10,4				8
	3145EL/9	1.1/8"	-			10,4				8
	3145EL/11	1.3/8"	35			15,6				8
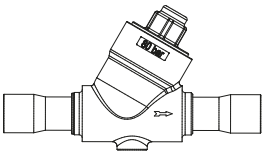	3145E/7	7/8"	22	-	0,3	8,1	80	-40	+140	15
	3145E/M28	-	28			10,4				8
	3145E/9	1.1/8"	-			10,4				8
	3145E/11	1.3/8"	35			15,6				8
CON ATTACCHI ODS DI RAME RINFORZATO (K65) / WITH REINFORCED COPPER ODS CONNECTIONS (K65) / AVEC CONNEXION CUIVRE ODS RENFORCÉES (K65) / MIT LÖTANSCHLUSS IN KUPFERAUSFÜHRUNG (K65)										
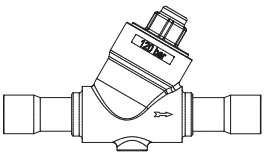	3147E/7	7/8"	22	-	0,3	8,1	120	-40	+140	15
	3147E/9	1.1/8"	-			10,4				8
	3147E/11	1.3/8"	35			15,6				8
CON ATTACCHI D'ACCIAIO INOSSIDABILE / WITH STAINLESS STEEL CONNECTIONS / AVEC CONNEXION EN ACIER INOXYDABLE / MIT ANSCHLÜSSEN AUS ROSTFREIEM STAHL										
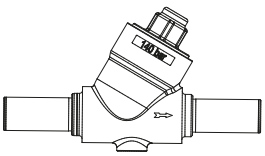	3148E/M22	-	-	22	0,3	8,1	140	-40	+140	15
	3148E/M28	-	-	28		10,4				8
	3148E/M35	-	-	33,4		15,6				8

(1): minima pressione a cui la valvola è completamente aperta
(1): minimum pressure at which the valve is completely open.
(1): pression minimum à laquelle le clapet est complètement ouvert
(1): minimaler Druck, bei dem das Ventil vollständig geöffnet ist

CO_2

VALVOLE DI RITEGNO A SQUADRA
RIGHT-ANGLE CHECK VALVES
CLAPETS ANTI-RETOUR ANGLE DROIT
WINKELANSCHLUSS RÜCKSCHLAGVENTILE

Disegno Drawing Dessin Zeichnung	N° catalogo Part number N° catalogue Katalog Nr.	Attacchi Connections Raccords Anschlüsse			Pressione differenziale minima d'apertura Minimum Opening Pressure Differential Pression différentielle d'ouverture Minimum Minimaler Differentialdruck zum Öffnen [bar]	Kv [m³/h]	PS [bar]	TS [°C]		Confezione n° pz Package pcs Emballage Verpackung
		ODS		W						
		Ø [in.]	Ø [mm]	Ø [mm]				min	max	
CON ATTACCHI ODS DI RAME / WITH COPPER ODS CONNECTIONS / AVEC CONNEXION CUIVRE ODS / MIT LÖTANSCHLUSS IN KUPFERAUSFÜHRUNG										
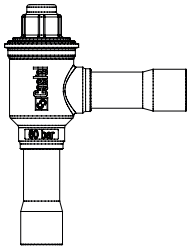	3185EL/7	7/8"	22	–	0,3 (1)	9	60	-40	150	14
	3185EL/M28	–	28	–		19				1
	3185EL/9	1.1/8"	–	–		19				1
	3185EL/11	1.3/8"	35	–		29				1
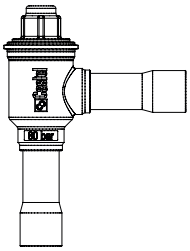	3185E/7	7/8"	22	–	0,3 (1)	9	80	-40	150	14
	3185E/M28	–	28	–		19				1
	3185E/9	1.1/8"	–	–		19				1
	3185E/11	1.3/8"	35	–		29				1
CON ATTACCHI ODS DI RAME RINFORZATO (K65) / WITH REINFORCED COPPER ODS CONNECTIONS (K65) / AVEC CONNEXION CUIVRE ODS RENFORCÉES (K65) / MIT LÖTANSCHLUSS IN KUPFERAUSFÜHRUNG (K65)										
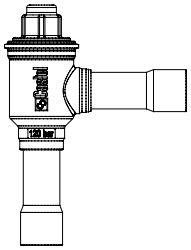	3187E/7	7/8"	22	–	0,3 (1)	9	120	-40	150	14
	3187E/9	1.1/8"	–	–		19				1
	3187E/11	1.3/8"	35	–		29				1
CON ATTACCHI D'ACCIAIO INOSSIDABILE / WITH STAINLESS STEEL CONNECTIONS / AVEC CONNEXION EN ACIER INOXYDABLE / MIT ANSCHLÜSSEN AUS ROSTFREIEM STAHL										
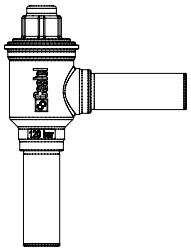	3188E/M22	–	–	22	0,3 (1)	9	120	-40	150	14
	3188E/M28	–	–	28		19				1
	3188E/M35	–	–	33,4		29				1

(1): minima pressione a cui la valvola è completamente aperta
(1): minimum pressure at which the valve is completely open.
(1): pression minimum à laquelle le clapet est complètement ouvert
(1): minimaler Druck, bei dem das Ventil vollständig geöffnet ist

Applications

The check valves, shown in this document, are classified "Pressure accessories" in the sense of the Pressure Equipment Directive 97/23/EC, Article 1, Section 2.1.4 and are subject of Article 3, Section 1.3 of the same Directive.
They are designed for installation on commercial refrigerating systems and on civil and industrial conditioning plants, which use the following refrigerant fluids: R134a, R404A, R407C, R410A; R507. For specific applications with refrigerant fluids not listed above, always proper to the Group II, please contact Castel Technical Department.
N.B.: check valves series 3184, 3185 cannot be installed on systems, which use refrigerant R22 or other refrigerants mixed with mineral oils.
Check valves series 3184 and 3185 are approved by Underwriters Laboratories Inc. of the United States according to UL 207 Standard.

Constructions

Check valves are available in the following two types:

- Type 3184 (standard spring) that guarantees a low opening pressure differential; Δp = 0,04 bar.
- Type 3185 (reinforced spring) that guarantees a higher opening pressure differential, for example to use on plant with compressors connected in parallel; Δp = 0,3 bar.

The main parts of angleway check valves are made with the following materials:

- Hot forged brass EN 12420 – CW 617N for body and cover.
- Copper tube EN 12735-1 – Cu-DHP for solder connections.
- Austenitic stainless steel AISI 302 for spring.
- Bar brass EN 12164–CW 614N for piston.
- P.T.F.E. seat piston gasket.
- Hydrogenated nitrile rubber (HNBR) for outlet seal gaskets.

Installation

The valves can be installed in any section of a refrigerating system, where it is necessary to avoid an inversion of the refrigerating flow, in compliance with the limits indicated. Table 1 shows the following functional characteristics of a check valve.

- PS
- TS
- Kv factor
- Minimum opening pressure differential, which is the minimum pressure differential between inlet and outlet at which a check valve can open and stay opened.

The allowed operating positions are:

- With the inlet pipe facing down and the valve cover facing upward.
- With the inlet pipe horizontal and the outlet pipe horizontal/vertical.

N.B: Do not install the valves with the inlet pipe facing upward and the valve cover facing down.

General Characteristics

SERIES 3184 3185	Catalogue Number		Connections		Minimum Opening Pressure Differential [bar]		Kv Factor [m3/h]	PED Directive			
	Standard spring	Reinforced spring	ODS					TS [°C]		PS [bar]	Risk Category
			Ø [in.]	Ø [mm]	Standard spring	Reinforced spring		min.	max.		
	3184/7	3185/7	7/8"	22	0,04 (1)	0,3 (1)	9	-40	+150	45	Art. 3.3
	3184/M28	3185/M28	–	28			19				
	3184/9	3185/9	1.1/8"	–			19				
	3184/11	3185/11	1.3/8"	35			29				

(1): minimum pressure at which the valve is completely open.

Applications

The check valves, shown in this document, are classified "Pressure accessories" in the sense of the Pressure Equipment Directive 97/23/EC, Article 1, Section 2.1.4 and are subject of Article 3, Section 1.3 of the same Directive.
They are designed for installation on commercial refrigerating systems and on civil and industrial conditioning plants, which use the following refrigerant fluids: R134a , R404A , R407C , R410A ; R507. For specific applications with refrigerant fluids not listed above, always proper to the Group II, please contact Castel Technical Department.

N.B.: straight check valves series 3124N-3125N ; 3144N-3145N cannot be installed on systems, which use refrigerant R22 or other refrigerants mixed with mineral oils.

Constructions

Straight check valves are available in the following two types:

- Types 3124N and 3144N (standard spring) that guaranty a low opening pressure differential; Δp = 0,04 bar
- Types 3125N and 3145N (reinforced spring) that guaranty a higher opening pressure differential, for example to use on plant with compressors connected in parallel; Δp = 0,3 bar

The main parts of straight check valves are made with the following materials:

- Hot forged brass EN 12420 – CW 617N for body and cover.
- Copper tube EN 12735-1 – Cu-DHP for solder connections.
- Austenitic stainless steel AISI 302 for spring.
- Bar brass EN 12164–CW 614N for piston.
- P.T.F.E. seat piston gasket.
- Hydrogenated nitrile rubber (HNBR) for outlet seal gaskets.

Installation

The valves can be installed in any section of a refrigerating system, where it is necessary to avoid an inversion of the refrigerating flow, in compliance with the limits indicated. Table 1 shows the following functional characteristics of a check valve.

- PS
- TS
- Kv factor
- Minimum opening pressure differential, which is the minimum pressure differential between inlet and outlet at which a check valve can open and stay opened.

The allowed operating positions are:

- With horizontal axis and valve cover facing upward
- With horizontal axis and valve cover facing side, horizontal position.
- With vertical axis and valve cover facing upward (arrow facing upward)

N.B: Do not install the valves with the cover facing down.

Before starting to braze, it's necessary to disassemble the valves types 3124N-3125N, while this operation is not necessary with the valves types 3144N-3145N.

General Characteristics

	Catalogue Number		Connections		Minimum Opening pressure differential [bar]		Kv Factor [m³/h]	PED Directive			
	Standard spring	Reinforced spring	ODS		Standard spring	Reinforced spring		TS [°C]		PS [bar]	Risk Category
			Ø [in.]	Ø [mm]				min.	max.		
TYPES 3124N 3125N 3144N 3145N	3124N/M22	3125N/M22		22	0,04 (1)	0,3 (1)	8,1	-40	+150	45	Art. 3.3
	3124N/7	3125N/7	7/8"	–			8,1				
	3124N/M28	3125N/M28		28			10,4				
	3124N/9	3125N/9	1.1/8"	–			10,4				
	3124N/11	3125N/11	1.3/8"	35			15,6				
	3144N/7	3145N/7	7/8"	22			8,1				
	3144N/M28	3145N/M28	–	28			10,4				
	3144N/9	3145N/9	1.1/8"	–			10,4				
	3144N/11	3145N/11	1.3/8"	35			15,6				

(1): minimum pressure at which the valve is completely open.

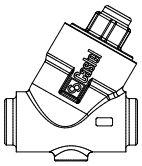

Types 3124N-3125N

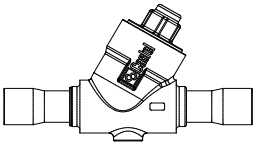

Types 3144N-3145N

Applications

The check valves, shown in this leaflet, are classified "Pressure accessories" in the sense of the Pressure Equipment Directive 97/23/EC, Article 1, Section 2.1.4 and are subject of Article 3, Section 1.3 of the same Directive.
They are designed for installation on commercial refrigerating systems and on civil and industrial conditioning plants, which use the refrigerant fluid R744.

Check valves, introduced by Castel for CO_2 systems, are the following types.

- Valves series 3185EL with PS = 60 bar, copper connections equipped, for subcritical systems.
- Valves series 3185E with PS = 80 bar, copper connections equipped, for trans-critical systems low pressure side and medium pressure side.
- Valves series 3187E with PS = 120 bar, reinforced copper connections (K65) equipped, for trans-critical systems high pressure side.
- Valves series 3188E with PS = 120 bar, stainless steel connections equipped, for trans-critical systems high pressure side.

Constructions

The welding between cover and body prevents any leaks.

The main parts of angleway check valves are made with the following materials:

- Hot forged brass EN 12420 – CW 617N for body and cover.
- Austenitic stainless steel AISI 302 for spring.
- Bar brass EN 12164–CW 614N for piston.
- P.T.F.E. for seat piston gasket.
- Copper tube EN 12735-1 – Cu-DHP for solder connections of series 3185EL and 3185E.
- Copper tube EN 12735-1 – CuFe2P (K65) for solder connections of series 3187E.
- Stainless steel tube AISI 304 for solder connections of series 3188E.

Installation

The check valves can be installed in any section of a refrigerating system, where it is necessary to avoid an inversion of the refrigerating flow. The following tables show the main functional characteristics of a check valve.

- PS
- TS
- Kv factor
- Minimum opening pressure differential, which is the minimum pressure differential between inlet and outlet at which a check valve can open and stay opened.

The allowed operating positions are:

- With the inlet pipe facing down and the valve cover facing upward.
- With the inlet pipe horizontal and the outlet pipe horizontal/vertical.

N.B: Do not install the valves with the inlet pipe facing upward and the valve cover facing down.



General Characteristics

SERIES 3185EL	Catalogue Number	Connections		Minimum Opening pressure differential [bar]	Kv Factor [m³/h]	PED Directive			
		ODS				TS [°C]		PS [bar]	Risk Category
		Ø [in.]	Ø [mm]			min.	max.		
	3185EL/7	7/8"	22	0,3 (1)	9	-40	+150	60	Art. 3.3
	3185EL/M28	–	28		19				
	3185EL/9	1.1/8"	–		19				
	3185EL/11	1.3/8"	35		29				

(1): minimum pressure at which the valve is completely open.

SERIES 3185E	Catalogue Number	Connections		Minimum Opening pressure differential [bar]	Kv Factor [m³/h]	PED Directive			
		ODS				TS [°C]		PS [bar]	Risk Category
		Ø [in.]	Ø [mm]			min.	max.		
	3185E/7	7/8"	22	0,3 (1)	9	-40	+150	80	Art. 3.3
	3185E/M28	–	28		19				
	3185E/9	1.1/8"	–		19				
	3185E/11	1.3/8"	35		29				

(1): minimum pressure at which the valve is completely open.

SERIES 3187E	Catalogue Number	Connections		Minimum Opening pressure differential [bar]	Kv Factor [m³/h]	PED Directive			
		ODS				TS [°C]		PS [bar]	Risk Category
		Ø [in.]	Ø [mm]			min.	max.		
	3187E/7	7/8"	22	0,3 (1)	9	-40	+150	120	Art. 3.3
	3187E/9	1.1/8"	–		19				
	3187E/11	1.3/8"	35		29				

(1): minimum pressure at which the valve is completely open.

SERIES 3188E	Catalogue Number	Connections		Minimum Opening pressure differential [bar]	Kv Factor [m³/h]	PED Directive			
		ODS				TS [°C]		PS [bar]	Risk Category
		Ø [in.]	Ø [mm]			min.	max.		
	3188E/M22	7/8"	22	0,3 (1)	9	-40	+150	120	Art. 3.3
	3188E/M28	–	28		19				
	3188E/M35	1.5/16"	33,4		29				

(1): minimum pressure at which the valve is completely open.

euro-cold bv

Euro-Cold BV
Augsburgstraat 29
3047AA Rotterdam

010-2380540
info@eurocold.nl
www.eurocold.nl

Gerenommeerde merken

Euro-Cold heeft een ruim assortiment aan producten voor de koeltechniek. Wij leveren uitsluitend gerenommeerde merken waaronder: GEA-Bock, REFFLEX, Castel, Frigomec, Johnson Controls, Onda, Doucette en GeAn-Bock aggregaten met EC ventilatoren.

Ruime voorraad

Door inkoop van de juiste hoeveelheden en een flink magazijn kunnen wij ruime voorraden houden. Hierdoor blijven de prijzen uiterst concurrerend en is het door u gewenste artikel vrijwel altijd direct te leveren.

Specialisatie

Euro-Cold is gespecialiseerd in het vinden van de juiste technische oplossingen.
Door de jarenlange ervaring op het gebied van de koeltechniek en de nauwe samenwerking met de diverse fabrikanten kunnen wij een stuk maatwerk leveren dat uniek is binnen onze branche.

Zakelijke partner

Dankzij meer dan 25 jaar ervaring en een uiterst realistische visie heeft u in Euro-Cold een zakelijke partner met toekomst. Zaken doen is immers meer dan het ruilen van een doos met inhoud tegen geld. Het leveren van kwaliteit in alle opzichten, kunt u niet op toeval laten aankomen.

www.eurocold.nl